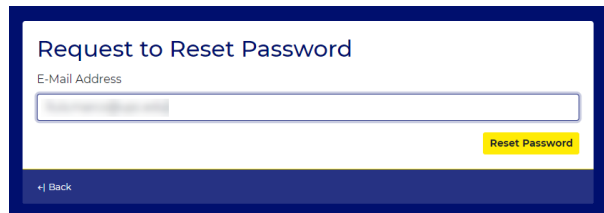


ENBIS is in the process of moving its membership database to a new membership tool.

To submit an abstract to the ENBIS-21 online conference, you will create a new password for your account in this new membership tool, that will later allow access to all ENBIS services. The process is very simple:

1. Create a new password at <https://members.enbis.org/auth/forgot-password>. In the field E-Mail Address, write the e-mail address where you received this message.



2. Follow the instructions in the e-mail that you will receive to create a new password.

**Hello!**

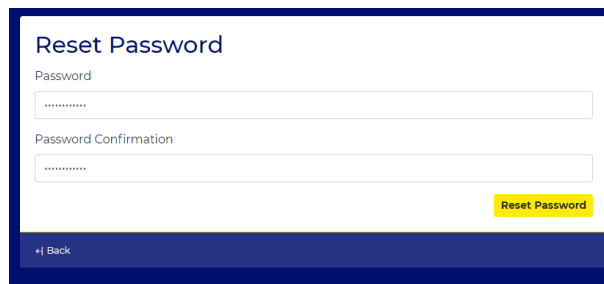
You are receiving this email because we received a password reset request for your account.

[Reset Password](#)

This password reset link will expire in 60 minutes.

If you did not request a password reset, no further action is required.


Regards,  
Enbis Memberships



Your username in this new system will be your e-mail, and your password the one you just created.

**To submit an abstract to ENBIS-21 online conference, please follow these steps:**

1. Login to the system through [https://conferences.enbis.org/login/enbis\\_sso/](https://conferences.enbis.org/login/enbis_sso/)



2. Go to the abstract submission page at <https://conferences.enbis.org/event/11/abstracts/> and click on Submit new abstract.

The call for abstracts is open  
You can submit an abstract for reviewing.

[Submit new abstract](#)

3. Use the form that appears to introduce your abstract.

The screenshot shows a web form titled "Submit new abstract" with a close button (x) in the top right corner. The form contains the following fields and elements:

- Title \***: A text input field.
- Content \***: A rich text editor with a toolbar containing icons for bold (B), italic (I), link, unlink, code, list, ordered list, image, and undo/redo. Below the editor is a note: "↑ You can use Markdown and LaTeX math formulae."
- Authors \***: A section for author information. It includes a label "Authors" above a text input field containing "There are no authors". Below this is a label "Co-authors" above another text input field containing "There are no co-authors". At the bottom of this section are a dropdown menu with "1/2" selected, an "Add myself" button with a person icon, a "Search" button, and an "Enter manually" button.
- Comments**: A text area for providing comments.
- Track \***: A dropdown menu for selecting a track.
- Special/invited session**: A text area for specifying the session type. Below it is a note: "If you picked 'Other/special/invited session' above, please leave a comment here which session it is."
- Keywords**: A text input field for entering keywords.

At the bottom of the form are two buttons: "Submit" and "Cancel".